

DIST.

A TERMINI DI LEGGE E' VIETATA LA RIPRODUZIONE O LA NOTIFICAZIONE DI QUESTO DISEGNO A TERZI SENZA AUTORIZZAZIONE

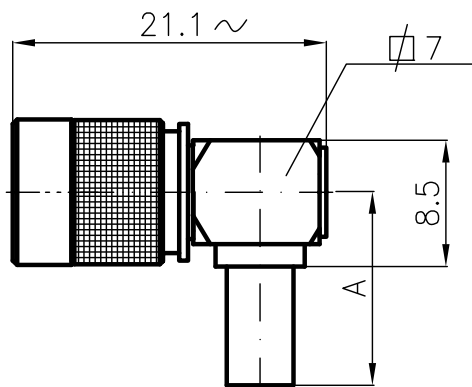


FIG. (A)

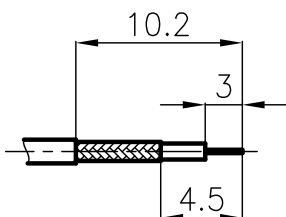
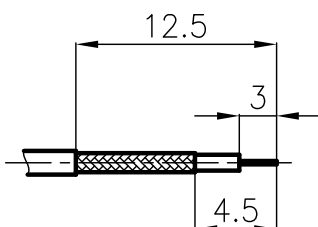


FIG. (B)



SPECIFICATIONS

Mating and dimensions

as per BT 43

CODE	CABLE	A = mm	FIG.	CRIMP.  EXTERNAL
USG.50.001	ST212	13	A	3.8
USG.50.002	ST214 - RG59B/U	16	B	6.8
USG.50.003	BT 3002	13	A	4.06
USG.50.004	RG179B/U-RG187A/U-FLEX2/75	13	A	3.2
USG.50.005	2YCCY(0,4/2,5)	16	A	5.41
USG.50.006	ST121 - RA 7000	13	A	5.41
USG.50.007	(SOSTITUITO DA USG.50.004)	13	A	3.25
USG.50.008	FLEX 3	13	A	4.5
USG.50.009	FLEX 5	13	A	5.41
USG.50.010	FLEX 6	16	B	5.41
USG.50.011	BT2003	16	B	6.8
USG.50.012	2YCY(0,4/2,5)	13	A	4.52
USG.50.013	RD 179	13	A	3.8
USG.50.014	ST779	16	A	4.52

MOD. 101

			DENOMINAZIONE		
			75 Ohm - BT43 SERIES CONNECTORS RIGHT		
			ANGLE SOCKET WITH CRIMP SOLDER ATTACHMENT		
/	ISSUED	19.11.03	SCALA	2 : 1	CONTR.
					Cucchi I
					DATA
					19.11.03
REV.	N° MOD.	DATA	FILE	USG50XXC	APPROV. A.Q.
					Cucchi M
					DIS.
					Totri E.



N° CODICE

**USG.50.XXX**